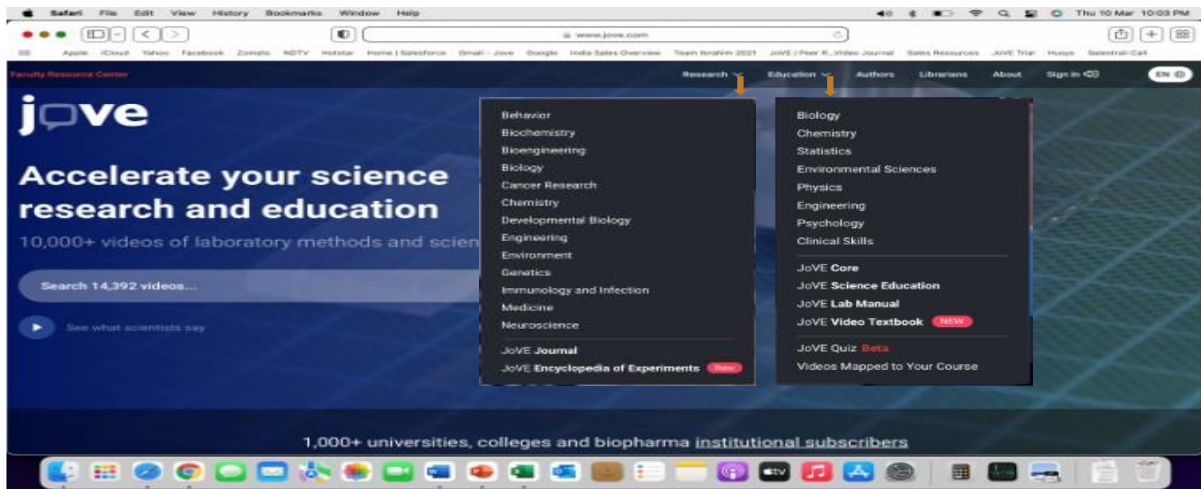
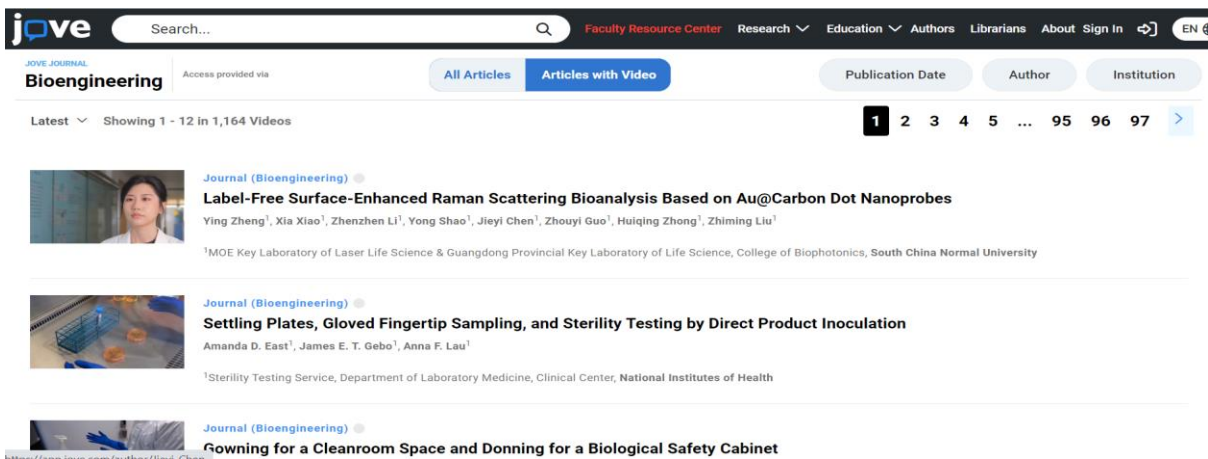


User Manual : For Jove Journals

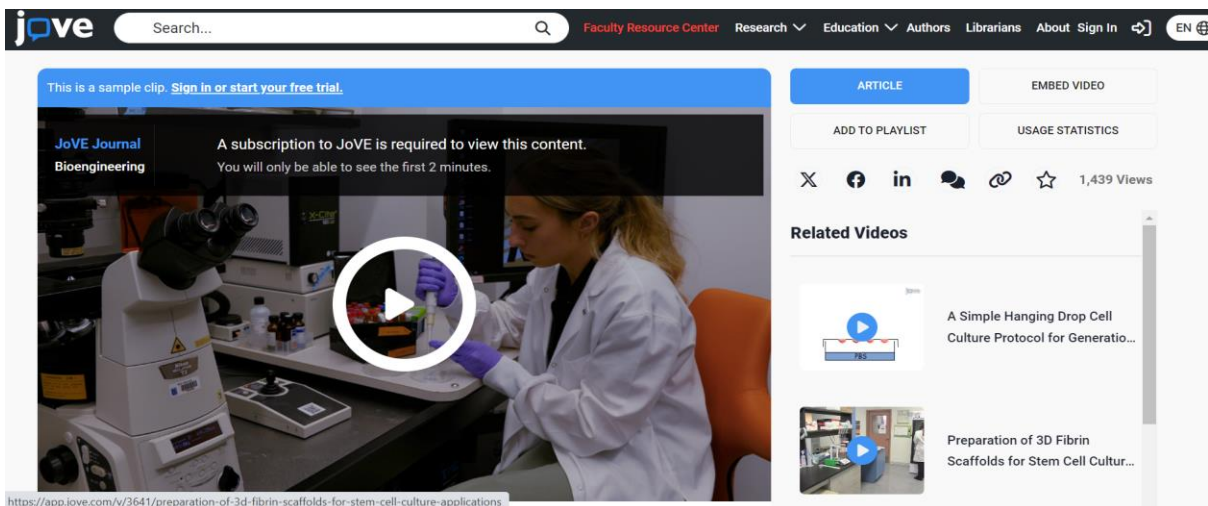
Step 1 - Visit www.jove.com



Step 2 – Click on Research Tab then click on your research area e.g. Bioengineering



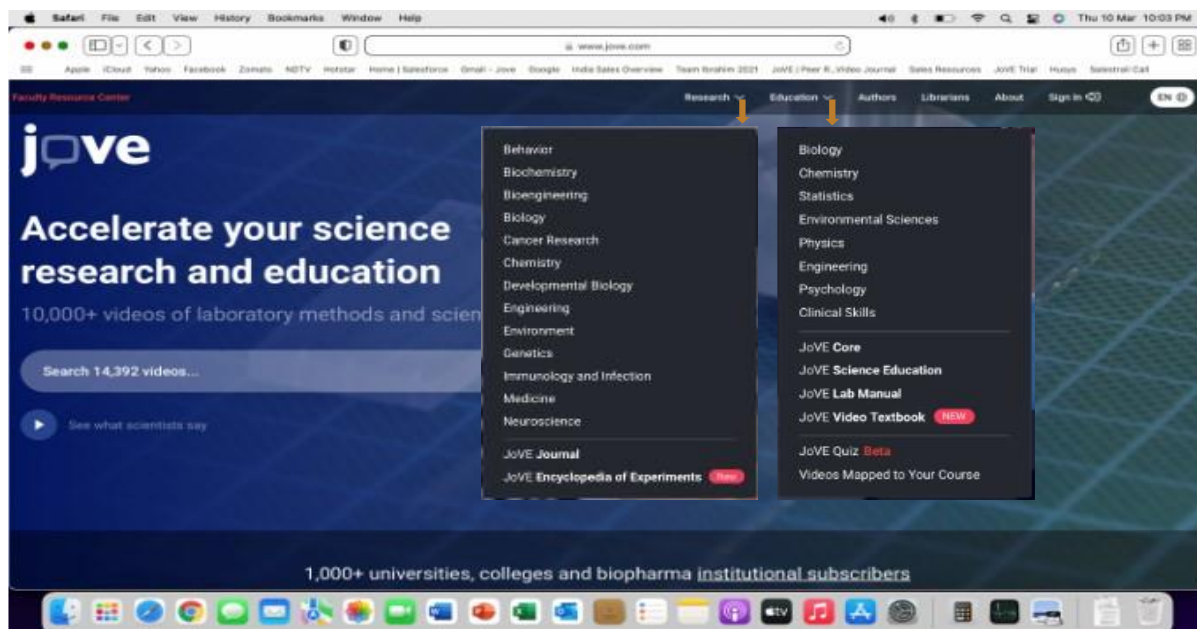
Step 3 - Click on any article –



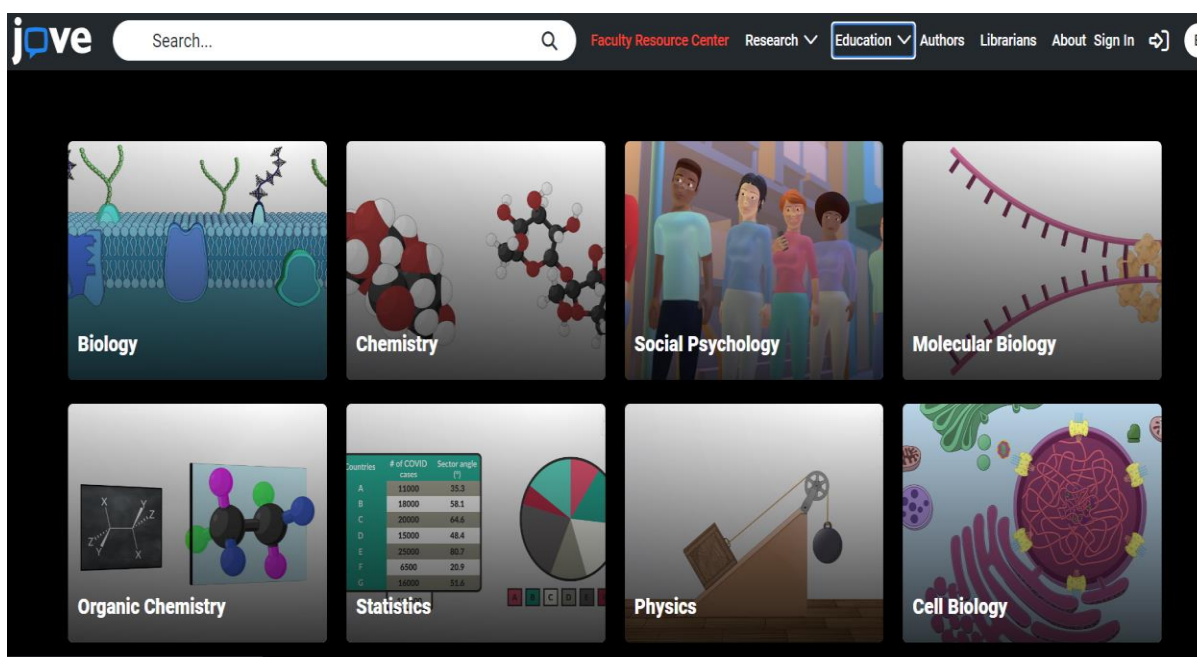
Step 4 – Play the Video article or read the text article by clicking on “Article” at top right side of screen.

User Manual: For Jove Education

Step 1 - Visit www.jove.com



Step 2 – Click on Education Tab and then click on Jove Core/Jove Science Education/Jove Lab Manual.



Step 3 – Select your subject area e.g. Jove Core Chemistry

The screenshot shows the JoVE Core Chemistry website. At the top, there is a navigation bar with the JoVE logo, a search bar, and links for Faculty Resource Center, Research, Education, Authors, Librarians, About, and Sign In. The main header area features the text "JoVE Core Chemistry" and a secondary search bar. Below this is a language selection menu with buttons for English, Deutsch, Русский, Français, Español, Português, Türkçe, Italiano, עברית, Nederlands, 日本語, 한국어, and العربية. A descriptive paragraph on the right states: "JoVE Core Chemistry brings general chemistry concepts to life using concise and easy-to-understand animated video lessons. Plus, in the scientist-in-action videos, we demonstrate classical and original research experiments performed in today's laboratories worldwide." At the bottom, there are six chapter tiles, each with an icon and a title: Chapter 1 (Introduction: Matter and Measurement), Chapter 2 (Atoms and Elements), Chapter 3 (Molecules, Compounds, and Chemical Equations), Chapter 4, Chapter 5, and Chapter 6 (Thermodynamics).

Step 4 – Watch or read your contents.